



“SERIES-TWO” TWIN HEATING MODULE

Made In USA

ELECTRIC INSTANTANEOUS WATER HEATERS

MODELS:

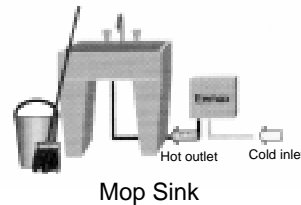
“PARALLEL” Flow Control Models (Twin Module)

Recommended for higher flow rate hot water applications. Fitted with 1/2” compression fittings and bottom entry electric. Feed with cold water only (i.e. Industrial Processes). Min. flow 1.5 GPM.

APPLICATIONS:

- Industrial Processes
- High Flow Activation
- Cold Water Feed Only
- Laboratories

Model	Volts	kW	Amps
EX144P2	240V	15kW	64 (2x32)A
EX190P2	240V	19kW	80 (2x40)A
EX1608P2	208V	16.6kW	77 (2x38.5)A
EX160P2	277V	16kW	58 (2x29)A
EX200P2	277V	20kW	72 (2x36)A



(P2)

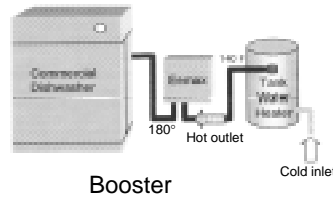
“PARALLEL” Models (Twin Module) With Two Thermostats

For pre-heated water feed (dishwashers, photo processing, etc). Min. flow, 1.5 GPM.

APPLICATIONS:

- Commercial Dishwashers
- Photo Processing
- Booster (Solar)
- Commercial/Industrial
- Adjustable, Precise Temperature Setting+/- 0.5°F (up to 180°)
- Anti Scald Protection

Model	Volts	kW	Amps
EX144T2	240V	15kW	64 (2x32)A
EX190T2	240V	19kW	80 (2x40)A
EX1608T2	208V	16.6kW	77 (2x38.5)A
EX160T2	277V	16kW	58 (2x29)A
EX200T2	277V	20kW	72 (2x36)A



SPECIFICATION OPTIONS

- EE = Emergency eye/face wash
ANSI Z358.1 tepid water
- S = Sanitation 180°



(T2)

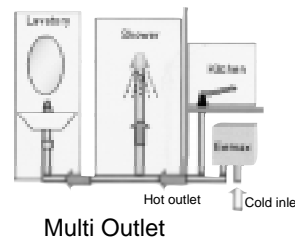
“SERIES TWO” Models (Twin Module) With Single Thermostat

Turns on in stages based on hot water demand- (showers, etc.). Min. flow, 0.7 GPM.

APPLICATIONS

- Residential Showers
- Industrial Processes
- Photo Processing
- Adjustable, Precise Temperature Setting +/- 0.5°F
- Anti Scald Protection
- Solar backup (TC) only

Models	Volts	kW	Amps
EX144(T,TC)	240V	15kW	64 (2x32)A
EX190(T,TC)	240V	19kW	80 (2x40)A
EX1608(T,TC)	208V	16.6kW	77 (2x28.5)A
EX160(T,TC)	277V	16kW	58 (2x29)A
EX200(T,TC)	277V	20kW	72 (2x36)A



SPECIFICATION OPTIONS

- T = Cold Water Feed
- TC = Hot or cold water feed
- ML = Multi lavs .5 turn on. staged up to 4 lavs 105°-110° temp setting



(TC,T)

QUALITY FEATURES

- **On Demand Hot Water** - no delay.
- **Continuous Hot Water** - no storage capacity to run out.
- **Reduces Installation Cost** - no T&P relieve valve needed (check local codes).
- **Easy Installation** - integral 1/2” (5/8” OD) compression fittings on bottom (no sweat connections).
- **Cut Energy Waste** - flow switch activates heater only on demand (no standby heat loss).
- **Anti Scald Protection(s)**
- **Meets ANSI Z358.1 tepid water requirement (T2EE)**
- **Ni Chrome Element** - a unique, patented flow path ensures optimum heat transfer and extended element life.
- **Compact Size** - dimensions; 10”x9”x3” weight 8 lbs
- **Reduces calcification.**
- **Field Serviceable Elements** - replaceable cartridge elements. (1 year warranty)
- **Designed for Durability; Warranty** - Full Factory Warranty - Heaters are guaranteed against failure due to leaks of “Heater Body/Element Assembly” for a period of TEN YEARS.
- Unit must be mounted on wall

SUGGESTED SPECIFICATION

- Spec Options: EE = Tepid water 70° - 90°
 ANSI Z358.1 compliant (T2)
 S = Sanitation 180° (T2)
 ML = Multi lav temp setting 105° - 110°
 .5 GPM turn on up to 4 lavs

Instantaneous Water Heater shall be an Eemax

"Series Two" Model _____ with _____ kW,
 _____ model # _____ kW rating
 _____ vac, and _____ to heat _____ GPM
 voltage _____ amperage

@ a temperature rise of _____ degrees F. Heater shall have two heating modules. Element shall be replaceable cartridge insert. Unit shall have a replaceable filter in the inlet connector. Heater shall be fitted with 1/2" diameter compression nuts and sleeves to eliminate need for soldering. Maximum operating pressure of 150 psi. Hot water storage tanks prohibited. Unit shall be Eemax or approved equal.

NOTE: Refer to rating chart for product information.

OPERATING PRESSURE	
Min.	Max.
25 PSI	150 PSI

SPECIFICATIONS:

Dimensions: 10" x 9" x 3"

Weight: 8 lbs.

Materials:

Cover: Enameled Steel.

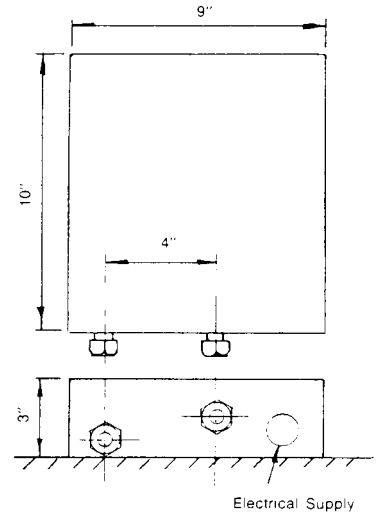
Glass Reinforced Heater Body
 and Ni Chrome Element

Color: White

Element: Dual replacement
 cartridge inserts

Pipe-Fittings: 1/2" compression (5/8" OD)
 at bottom of unit.

U.S. Patent #s: 4,960,976
 4,762,980



Electrical Supply



RATINGS OF "SERIES TWO" MODELS

"PARALLEL" Flow Control Models (Twin Module) - Cold Water Feed

MODEL	VOLTS	kW	AMPS	TEMPERATURE RISE °F				Recommended WIRE SIZE
				1.5GPM	2.0GPM	2.5GPM	3.0GPM	
EX144P2	240V	15kW	64 (2*x32)A	65°	51°	39°	34°	8AWG per module
EX190P2	240V	19kW	80 (2*x40)A	87°	65°	52°	43°	8AWG per module
EX1608P2	206V	16.6kW	77 (2*x38.5)A	75°	55°	45°	38°	8AWG per module
EX160P2	277V	16kW	58 (2*x29)A	73°	55°	44°	36°	10AWG per module
EX200P2	277V	20kW	72 (2*x36)A	91°	68°	54°	46°	8AWG per module

Thermostatic "PARALLEL" Models (Twin Module) With Two Thermostats - Hot or Cold Water Feed

- T = cold water feed
 TC = hot or cold water feed

MODEL	VOLTS	kW	AMPS	TEMPERATURE RISE °F				Recommended WIRE SIZE
				1.5GPM	2.0GPM	2.5GPM	3.0GPM	
EX144T2	240V	15kW	64 (2*x32)A	65°	51°	39°	34°	8AWG per module
EX190T2	240V	19kW	80 (2*x40)A	87°	65°	52°	43°	8AWG per module
EX1608T2	208V	16.6kW	77 (2*x38.5)A	75°	55°	45°	38°	8AWG per module
EX160T2	277V	16kW	58 (2*x29)A	73°	55°	44°	36°	10AWG per module
EX200T2	277V	20kW	72 (2*x36)A	91°	68°	54°	46°	8AWG per module

"SERIES TWO" Models (Twin Module) With Single Thermostatic Control

- T = cold water feed
 TC = hot or cold water feed
 ML = Multi Lav

MODEL	VOLTS	kW	AMPS	TEMPERATURE RISE °F				Recommended WIRE SIZE
				1.5GPM	2.0GPM	2.5GPM	3.0GPM	
EX144(T,TC)	240V	15kW	64 (2*x32)A	65°	51°	39°	34°	8AWG per module
EX190(T,TC)	240V	19kW	80 (2*x40)A	87°	65°	52°	43°	8AWG per module
EX1608(T,TC)	208V	16.6kW	77 (2*x38.5)A	75°	55°	45°	38°	8AWG per module
EX160(T,TC)	277V	16kW	58 (2*x29)A	73°	55°	44°	36°	10AWG per module
EX200(T,TC)	277V	20kW	72 (2*x36)A	91°	68°	54°	46°	8AWG per module

* The unit must have 2 independent electrical circuits using correctly rated wire and 2 circuit breakers.

SPECIAL DESIGN SERVICE INQUIRIES FOR UNITS FOR UNIQUE APPLICATIONS ARE WELCOME. CALL OUR TECHNICAL SERVICE DEPT. 1-800-543-6163.

EEMAX SUBMITTAL

Engineer/Architect: _____
 Job Name/Customer: _____
 Location: _____
 Contractor: _____
 Representative: _____
 HEATER SPECIFICATIONS:
 Series Two Model # EX _____ Option _____ Quantity _____ kW _____ Voltage _____ AMPS _____ GPM _____

Eemax® Inc.

353 CHRISTIAN STREET, OXFORD, CT 06478

www.eemax.com

Telephone: (203) 267-7890
 TOLL FREE: 1-800-543-6163
 FAX: (203) 267-7975